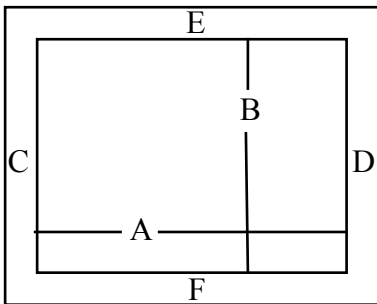




Please use the following as a guide for measuring your windows and doors for fly screens.

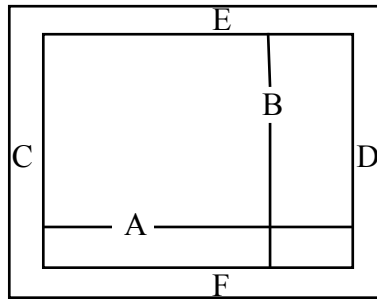
You can then e-mail the measurements as A - F, state the type of screen required, and we can then provide a quote for the screens ready made or as a kit.

FLY SCREEN MEASUREMENTS (all measurements in mm)



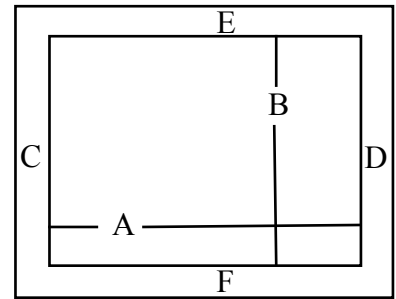
WINDOW 1

- A -
- B -
- C -
- D -
- E -
- F -



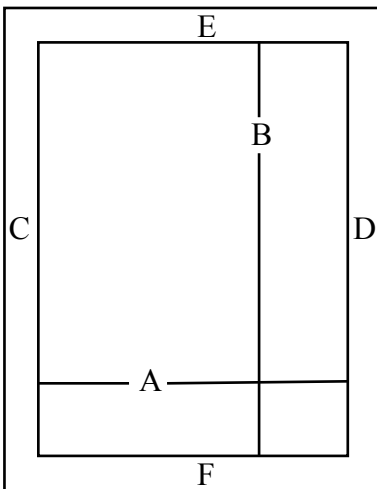
WINDOW 2

- A -
- B -
- C -
- D -
- E -
- F -



WINDOW 3

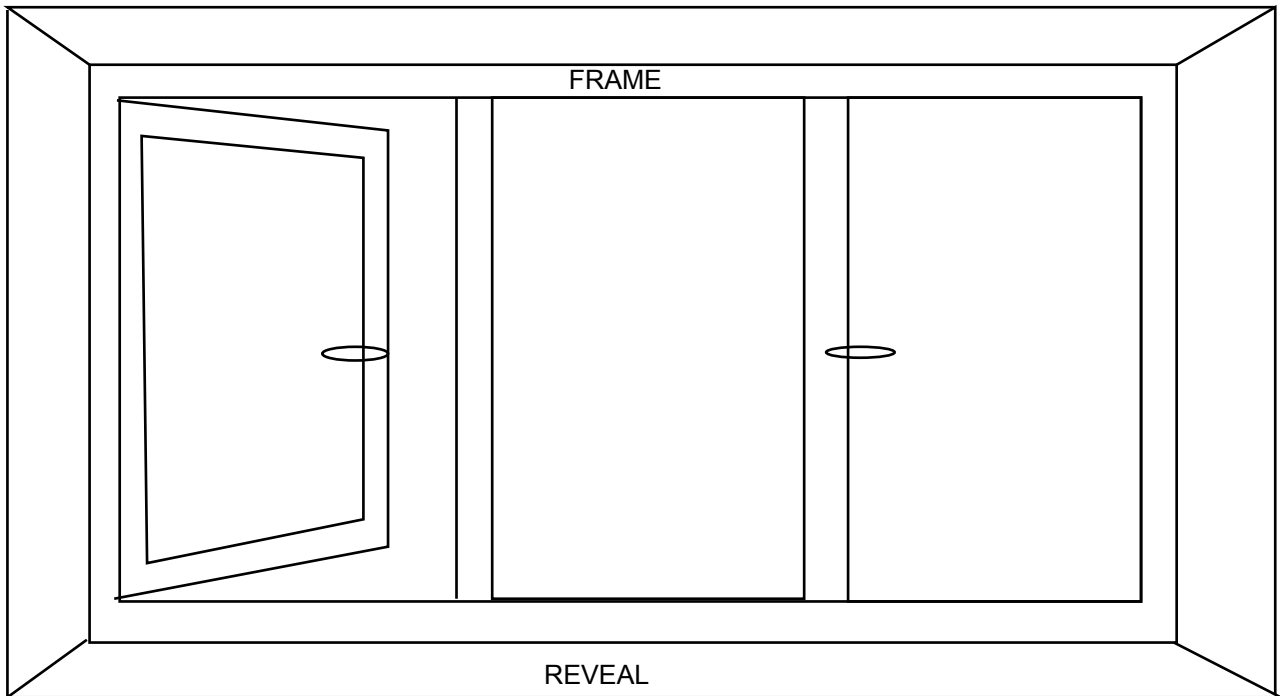
- A -
- B -
- C -
- D -
- E -
- F -



DOOR

- A -
- B -
- C -
- D -
- E -
- F -

MEASURING GUIDE FOR FLY SCREENS



For a configuration of windows like the above with two side openers and a fixed center pane the options would be;

1. Single screens to cover the two single openers, leaving the centre clear, either rollers, hinged or magnetic.
2. Full width screen to cover all 3 panes, either roller or sliding system. The roller could either be frame fitted or fitted into the reveal. The slider would be installed into the reveal.

If you are measuring the reveal dimensions you should measure at 3 points across the whole of the window and take the smallest measurement.