

The retractable insect screen for commercial and residential applications

What is a roller fly screen?

A roller or retractable fly screen is an insect screen that can be retracted back into a cassette when it isn't needed. The mesh is housed on an aluminium tube, within the tube a spring is pre tensioned that retracts the mesh back into the housing. The outer casing is aluminium finished in a white acrylic coating that makes it easy to clean and blends in with existing windows.



The mesh is pulled from the cassette by the bottom bar which can have handles and pull cords installed depending on your preference. At the base of this bar runs a length of brush pile which will create the seal with the window sill.

Full length side guides run down the full height of the window, within the side guides are brush piles that seal the mesh to stop any flies from entering. At the base of the guides are either internal or external locks to hold the bottom bar in position.

The roller screens can either be installed directly onto the window frame or into the window reveal. This type of screen is our best selling product for both commercial and residential properties and can be used on both windows and doors.

FEATURES


Side guides with integral brush pile to keep out the smallest of flies.



Choice of wind pile to replace the brush pile. The strands lock into the mesh and hold it in place, for use in windy conditions. Available at no extra cost.



Optional internal brake that slows down the mesh retraction. Recommended for use by small children and elderly people.



Optional centre lock that would be used on a double roller door.

This enables one door to be kept in the open position while using the remaining door for entry / exit.



Fly Screens

by Premier Environmental

Our unique end caps, that fit onto the cassette, have an internal expander that will extend the width of the cassette up to 15mm.

This means that if the screen is being installed into a window reveal you can allow a tolerance of 15mm less than the width of the opening, no need for exact measurements!



The handle used on the roller door folds flat with the profile enabling existing door handles to pass by. Especially usefull on sliding patio doorways.



The return spring is one of the most important components of the roller screen. Our return springs are manufactured from BS5216 and BS1706 metals and we give a 10 year guarantee on all our springs and bearings.



Why buy Premier Screens?

We have been manufacturing and supplying fly screens for over 15 years and in that time we have never had to honour our 10 year guarantee showing the true quality of our products. We use the highest grade aluminium which is then coated in the acrylic finish which is very tough and will withstand knocks without chipping.

We offer the screens as kits, ready assembled to your measurements or a complete installation service for both residential and commercial customers. The screens are available in white and can be coloured to any RAL colour as a special order.

All of our components are sourced from EU suppliers who work to compliant standards. We get numerous enquiries from suppliers from non EU countries and after looking at their samples the old adage is true that you only get what you pay for.

If you need any advice you can call and talk direct with a fitter or manufacturer of the screens who have full knowledge of the products and will be willing to offer any help. You may also e-mail us for any advice or send drawings and specifications for pricing. We offer a complete service from the measuring through to the installation so if your're unsure just give us a call.

We offer payments by any debit/credit cards and accounts for business customers.

Fly Screens

by Premier Environmental

WINDOW ROLLER SCREENS



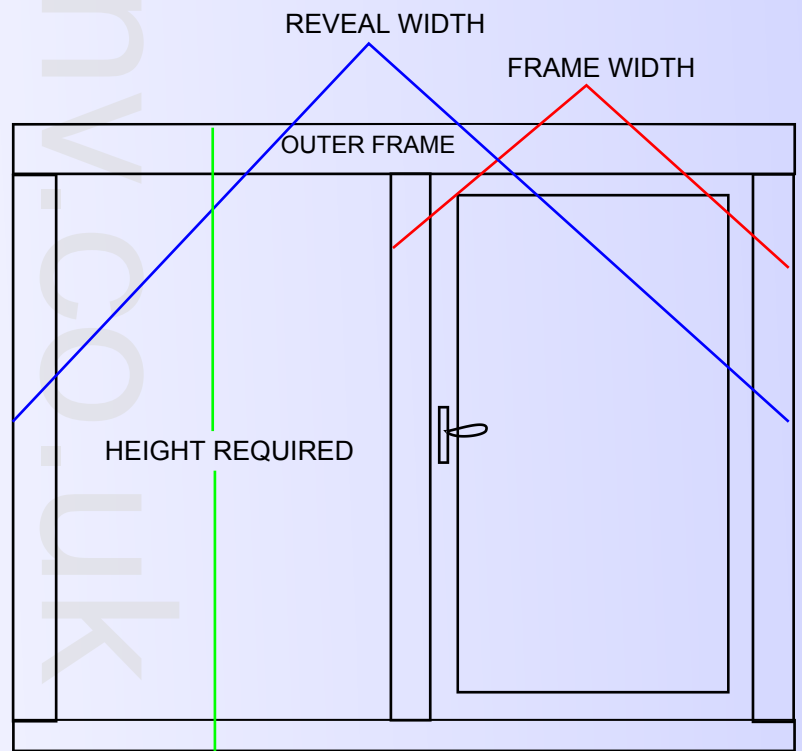
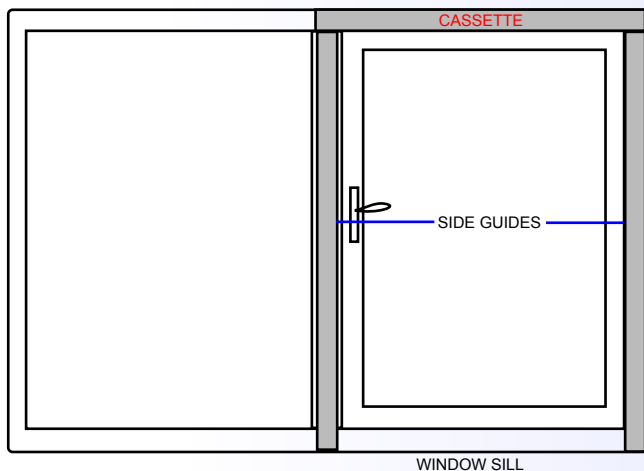
Face fitted screen - this screen has been installed directly onto the face of the window frame.

These can be fitted with screws or with flexible silicone adhesive.



Reveal installation - the screen is set back into the surrounding plasterwork.

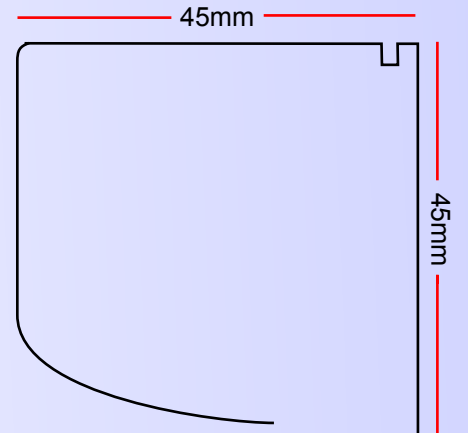
You can also install the screens onto the inner face of the wall covering the whole opening. You would then need an additional base rail to create a seal.



Fly Screens


by Premier Environmental

Cassette dimensions

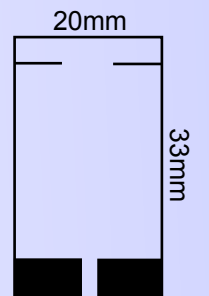


Rolled mesh

Bottom bar that pulls the mesh out




Side guide



Side guide showing position of fixing screw

The screw can also go through the side wall if reveal fixing



Silicone adhesive can be used to secure the screens



Fly Screens

by Premier Environmental

DOOR ROLLER SCREENS

The roller screen door has the roller cassette, top and base guide rails and a full length magnetic enclosure.

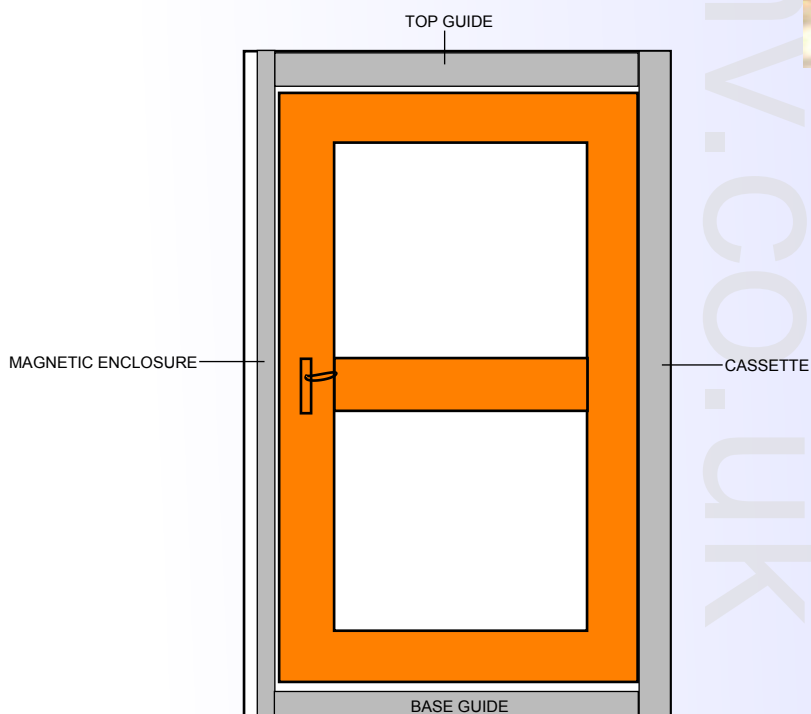
The double door would have 2 cassettes that meet in the middle. You can have a central lock on the double door to hold one shutter in place,

A vertical door is available which wouldn't have a base rail and works the same way as a window blind. This is ideal if wheelchair access is required.



This is a double door in the closed position with the mesh fully closed.

The doors are suitable for single and double doors, french doors, sliding doors and are very popular on conservatory doorways.



Measure the overall height that you need the cassette to be, the width from the cassette to the opposite frame will give you the guide measurement.

The cassette and guides sit on the fixed frame surrounding the doorway.

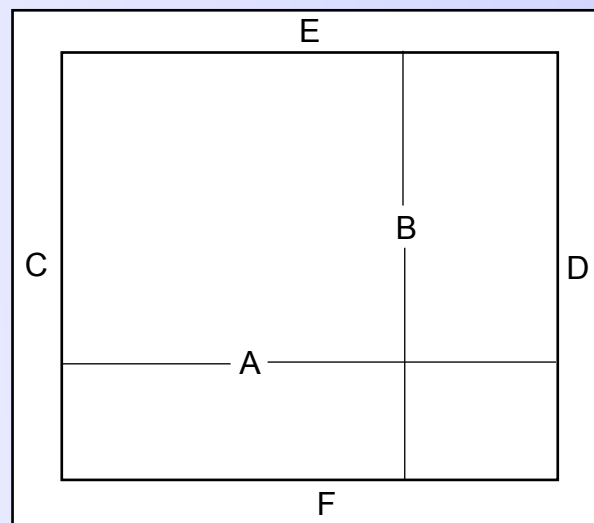
Fly Screens

by Premier Environmental

Use the guide to measure your windows and doors and you can either phone, fax or e-mail them to us for a quote or to confirm the sizes for an order.

A - OPENING WIDTH
B- OPENING HEIGHT
C,D,E,F - OUTER FIXED FRAME DIMENSIONS

Please forward all sizes in mm



Please don't hesitate to call if you require any further information

Our telephone number is 01254 386776

e-mail- sales@premier-env.co.uk

Fax - 0871 434 0881

www.premier-env.co.uk